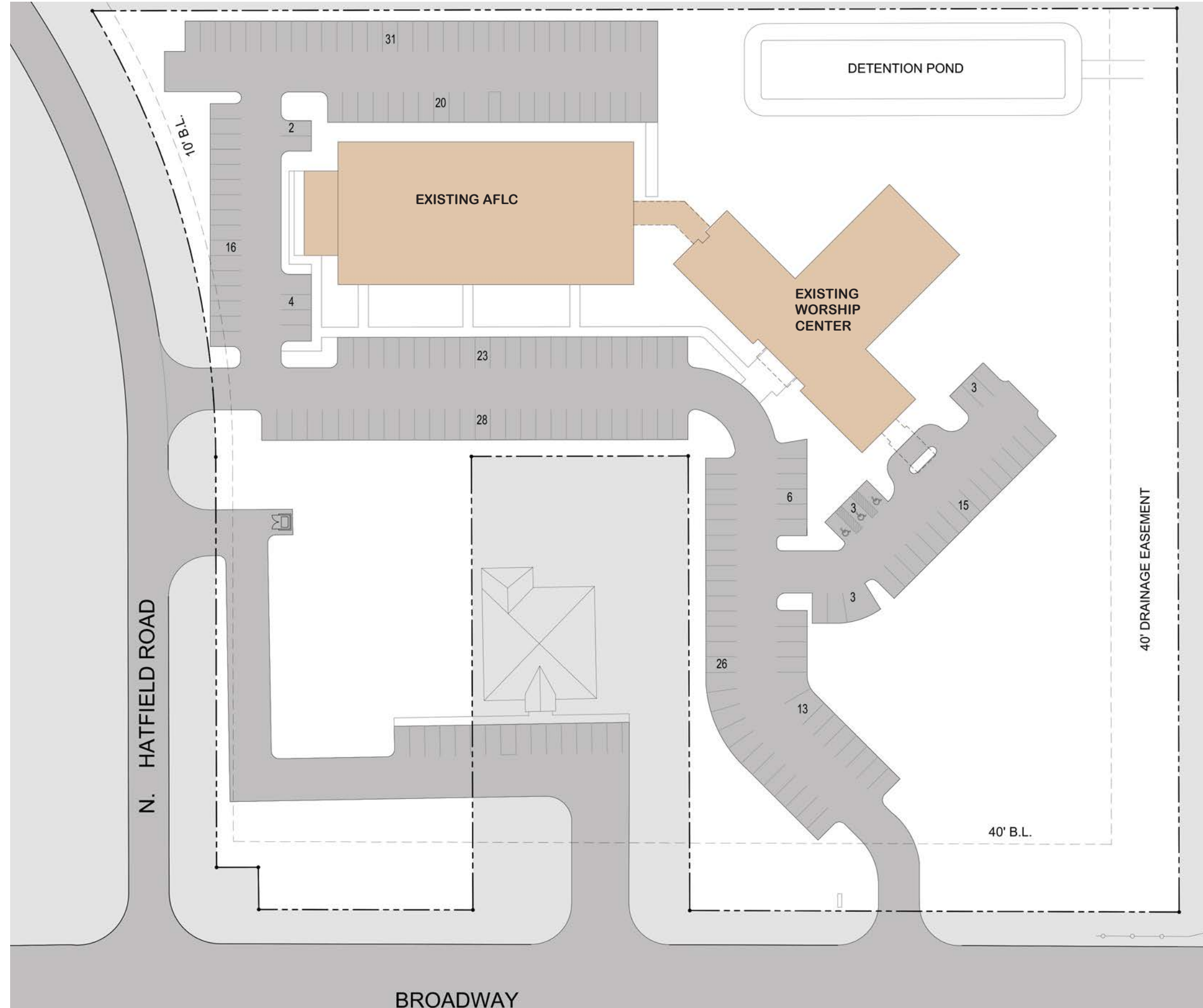


EPIPHANY LUTHERAN CHURCH - MASTERPLAN

EPIPHANY LUTHERAN CHURCH - MASTERPLAN

EXISTING



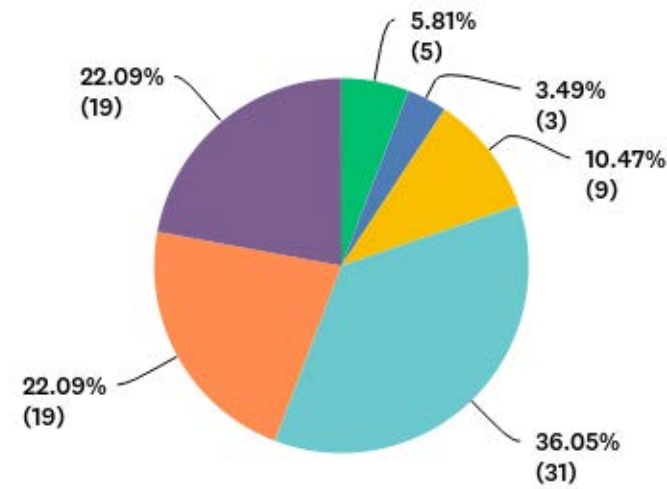
Existing AFLC:	15,831 sf
Existing Worship Center:	11,580 sf
<hr/>	
Parking:	193 spaces

SITE PLAN SCALE: 1/64" = 1'-0"

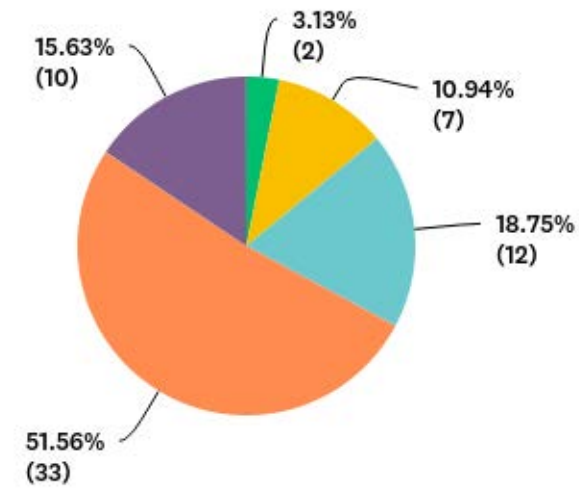


04/09/2019

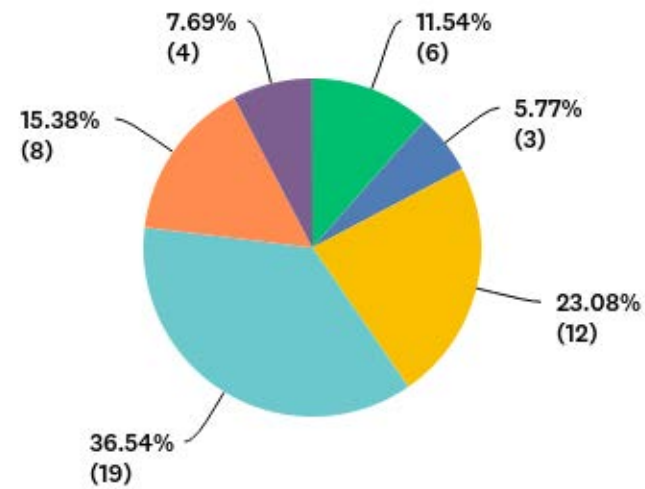
Blended Service



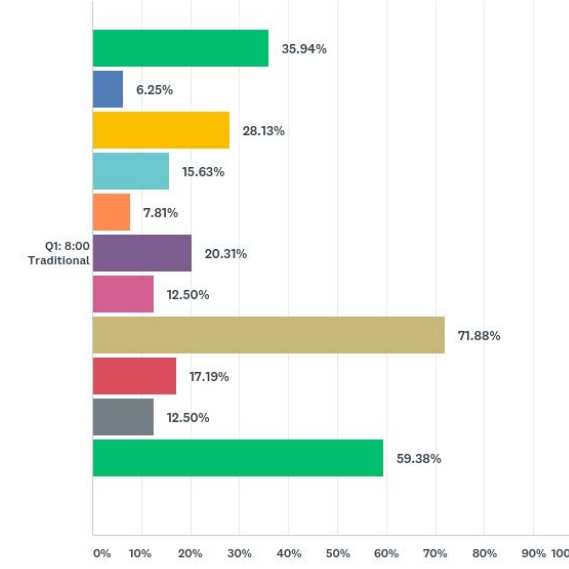
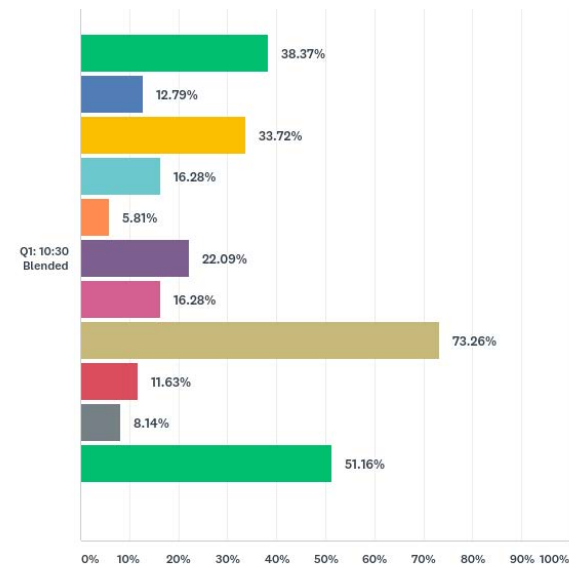
Traditional Service



Contemporary Service

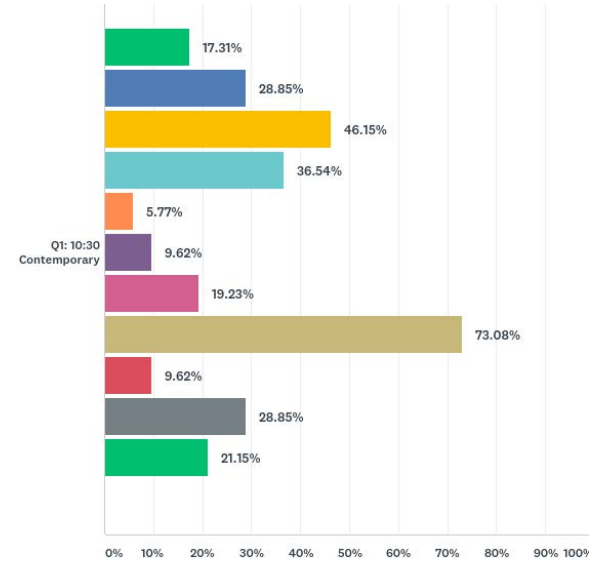


Which age group best describes you?



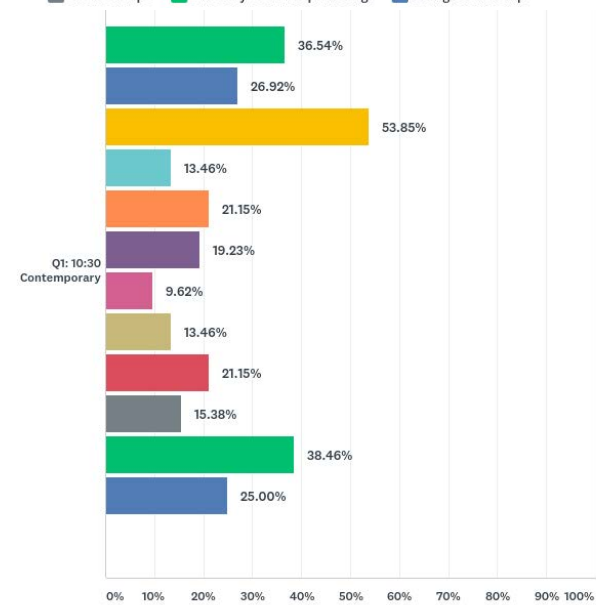
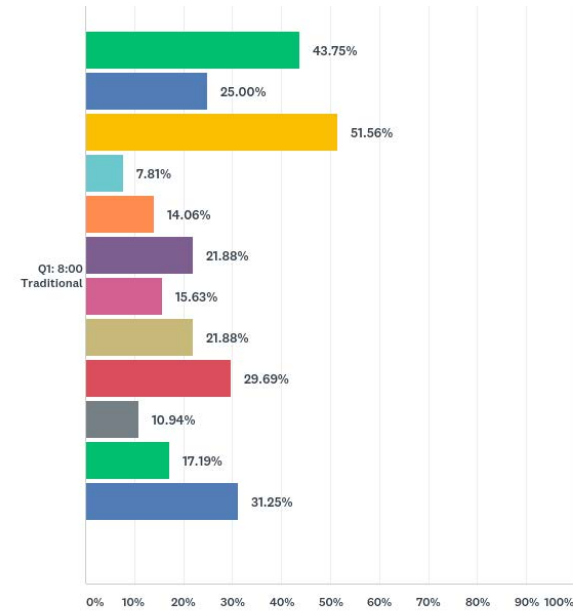
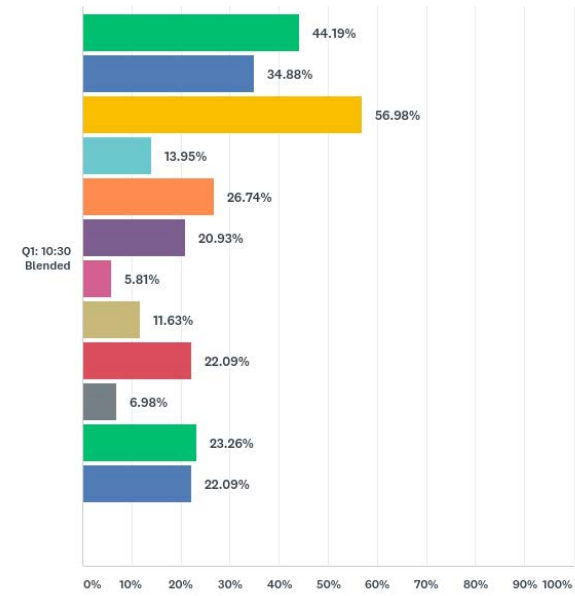
- Presentation of the Liturgy
- Diversity of Worship Offerings
- Friendly Congregation
- Sense of Community
- Welcoming / Inviting for Visitors
- Service / Congregation Size
- Location
- Pastoral / Administrative Staff
- Fellowship Opportunities
- Comfortable / Safe Environment
- Spiritual Fulfillment

- Presentation of the Liturgy
- Diversity of Worship Offerings
- Friendly Congregation
- Sense of Community
- Welcoming / Inviting for Visitors
- Service / Congregation Size
- Location
- Pastoral / Administrative Staff
- Fellowship Opportunities
- Comfortable / Safe Environment
- Spiritual Fulfillment

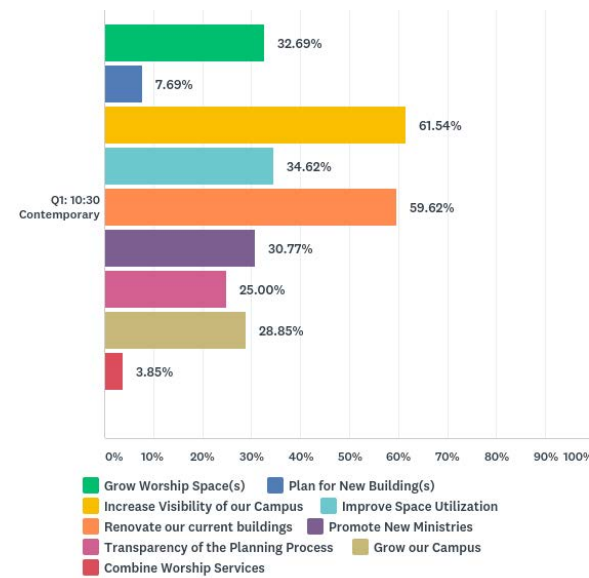
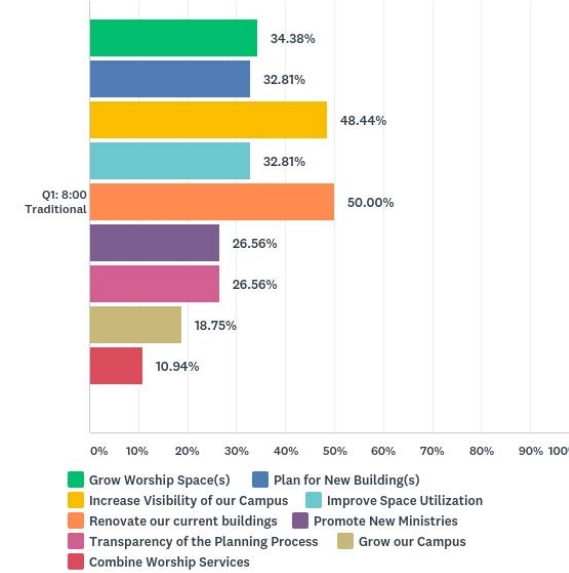
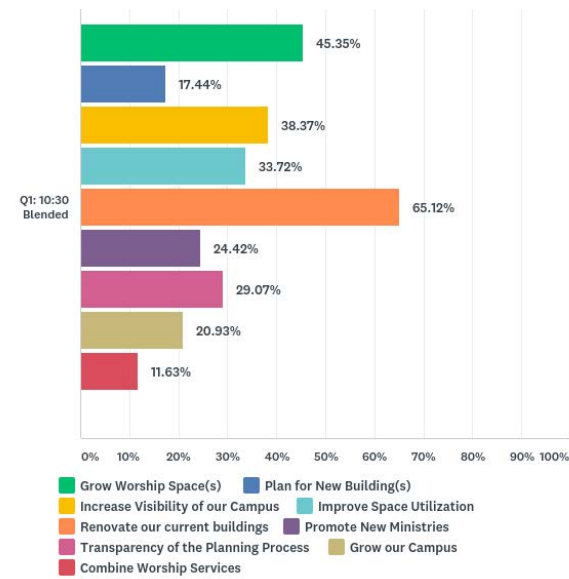


- Presentation of the Liturgy
- Diversity of Worship Offerings
- Friendly Congregation
- Sense of Community
- Welcoming / Inviting for Visitors
- Service / Congregation Size
- Location
- Pastoral / Administrative Staff
- Fellowship Opportunities
- Comfortable / Safe Environment
- Spiritual Fulfillment

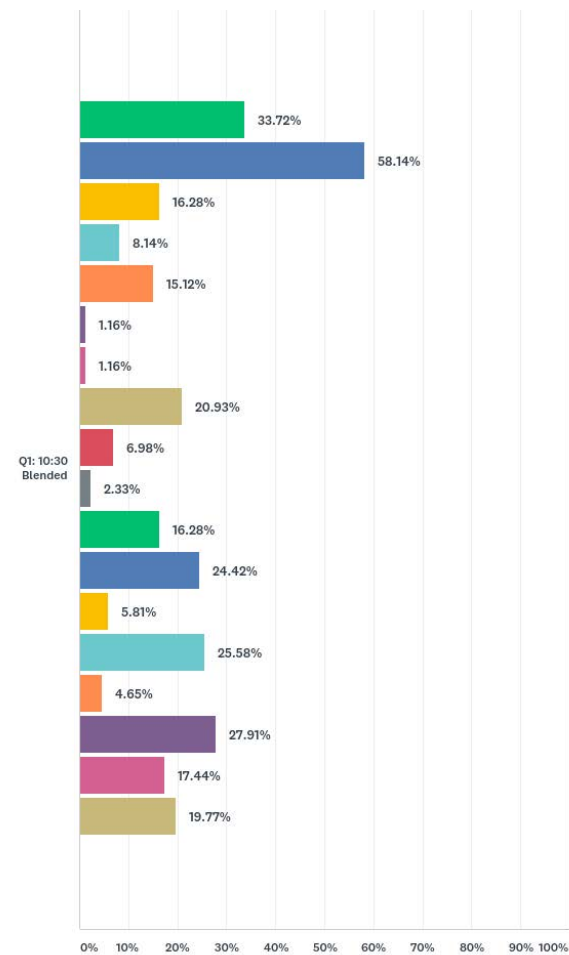
What do you like best about Epiphany Lutheran? (pick your top 3)



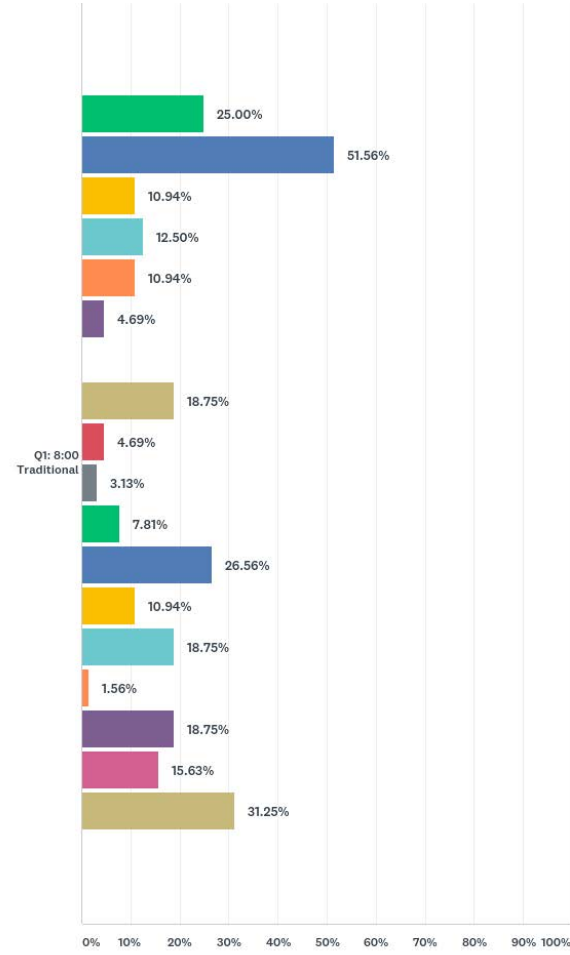
What are Epiphany Lutheran's greatest strengths that should be recognized in planning for our growth? (pick your top 3)



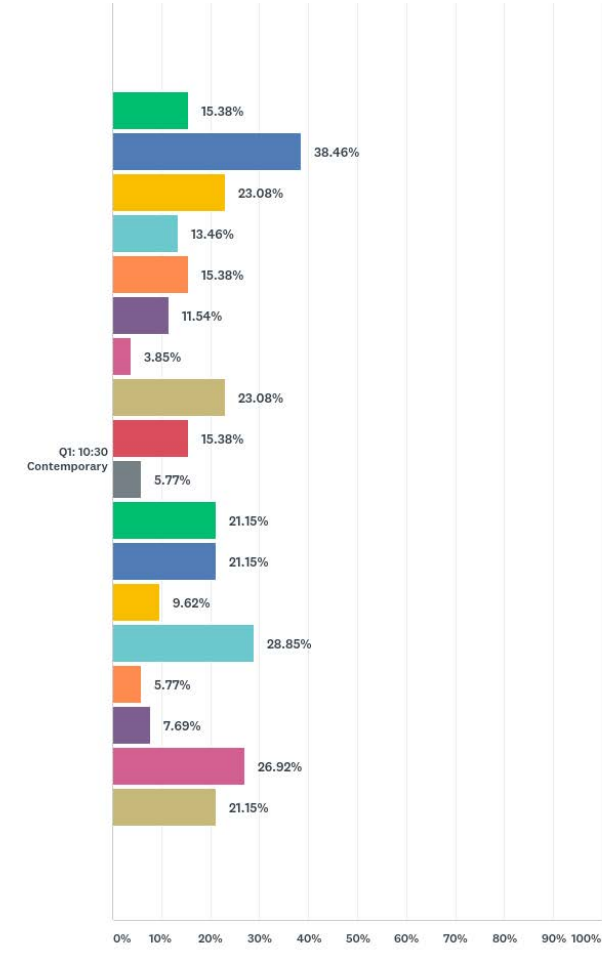
What Master Plan goals should the Planning Committee consider? (pick your top 3)



- Amount of Available Seating
- Quality / Type of Seating
- Quality of Audio System
- Quality of Video System
- Lack of Sacred Space
- Ability to see the Pastor / Speaker
- Restrooms
- Accommodations for Children
- Lack of adherence to the Liturgy
- Type of Music
- Adherence to the Liturgy
- Quality of the Worship Environment
- Safety / Security
- Parking
- Presentation of Music (worship team, choir, instruments, bells, etc.)
- Its fine now (no perceived limitations)
- Lighting
- Comfort

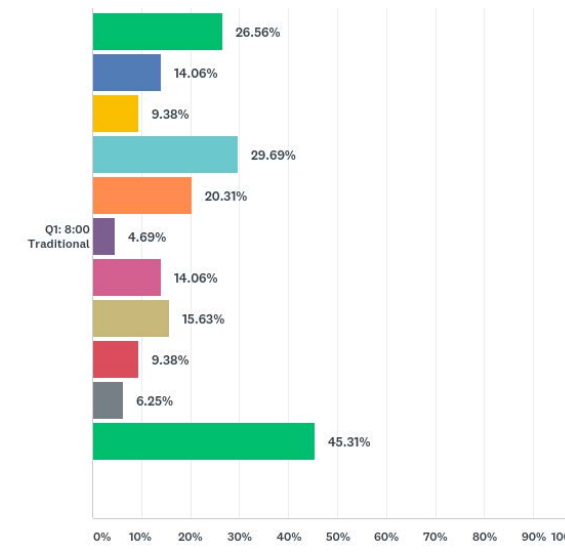
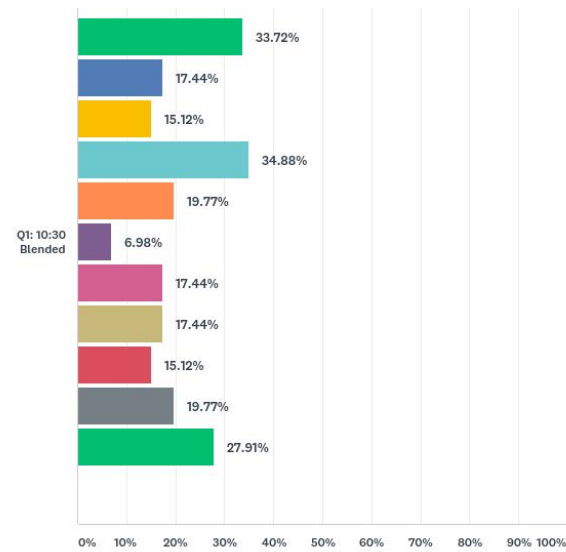


- Amount of Available Seating
- Quality / Type of Seating
- Quality of Audio System
- Quality of Video System
- Lack of Sacred Space
- Ability to see the Pastor / Speaker
- Restrooms
- Accommodations for Children
- Lack of adherence to the Liturgy
- Type of Music
- Adherence to the Liturgy
- Quality of the Worship Environment
- Safety / Security
- Parking
- Presentation of Music (worship team, choir, instruments, bells, etc.)
- Its fine now (no perceived limitations)
- Lighting
- Comfort



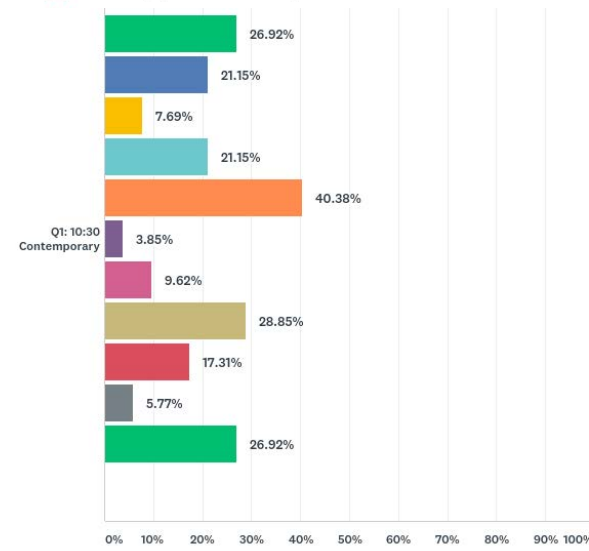
- Amount of Available Seating
- Quality / Type of Seating
- Quality of Audio System
- Quality of Video System
- Lack of Sacred Space
- Ability to see the Pastor / Speaker
- Restrooms
- Accommodations for Children
- Lack of adherence to the Liturgy
- Type of Music
- Adherence to the Liturgy
- Quality of the Worship Environment
- Safety / Security
- Parking
- Presentation of Music (worship team, choir, instruments, bells, etc.)
- Its fine now (no perceived limitations)
- Lighting
- Comfort

What part(s) of our current facilities most limit the worship ministries of the church? (pick your top 5)



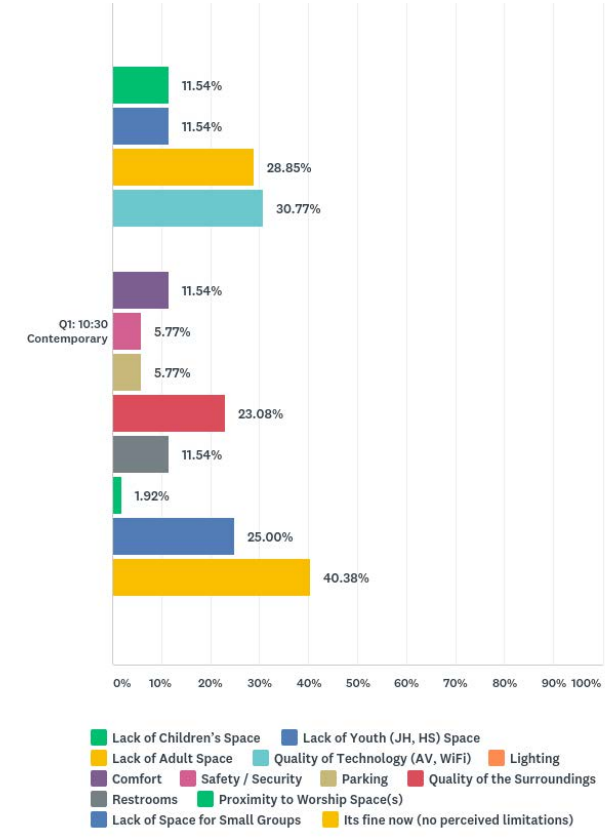
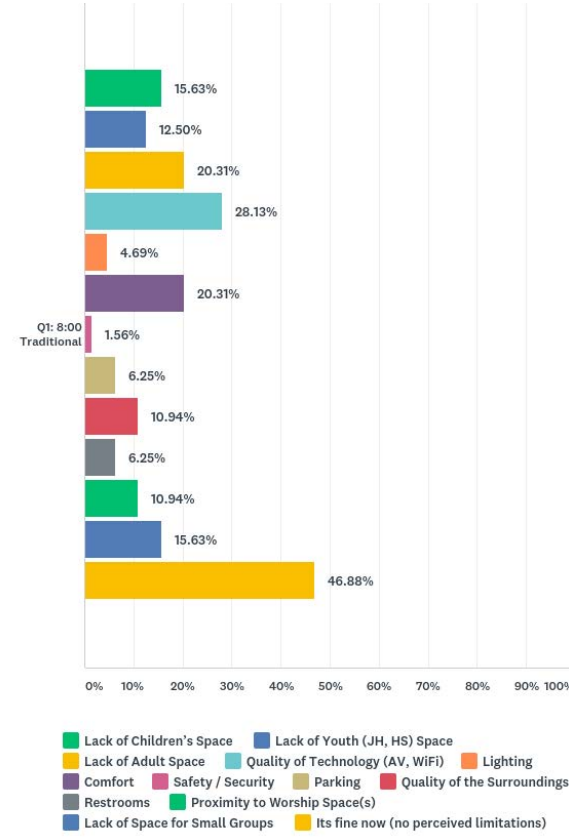
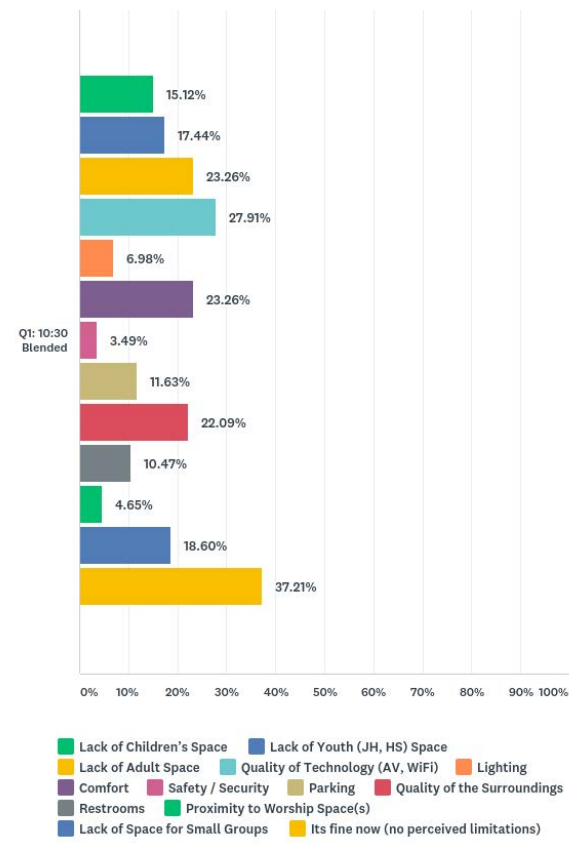
- Size of the Narthex
- Restrooms
- Parking
- Availability of Flexible Space
- Signage / Wayfinding
- Proximity to Worship Space(s)
- Quality of the Surroundings
- Quality of Wifi / Technology
- Lack of Space for Small Groups
- Lack of Amenities (coffee / refreshments, seating, etc.)
- Its fine now (no perceived limitations)

- Size of the Narthex
- Restrooms
- Parking
- Availability of Flexible Space
- Signage / Wayfinding
- Proximity to Worship Space(s)
- Quality of the Surroundings
- Quality of Wifi / Technology
- Lack of Space for Small Groups
- Lack of Amenities (coffee / refreshments, seating, etc.)
- Its fine now (no perceived limitations)



- Size of the Narthex
- Restrooms
- Parking
- Availability of Flexible Space
- Signage / Wayfinding
- Proximity to Worship Space(s)
- Quality of the Surroundings
- Quality of Wifi / Technology
- Lack of Space for Small Groups
- Lack of Amenities (coffee / refreshments, seating, etc.)
- Its fine now (no perceived limitations)

What part(s) of our current facilities most limit the fellowship ministries of the church? (pick your top 3)



What part(s) of our current facilities most limit the education ministries of the church? (pick your top 4)

The group concurred that the following priorities should be incorporated into the master plan process, in no particular order:

1. Renovate the worship center building
2. Increase visibility of the campus
3. Increase seating capacity within the sanctuary, but not necessarily expanding the sanctuary
4. Improve space utilization
5. Plan for growth by exploring the ultimate capacity of the campus
6. Accommodate growth for office space
7. Accommodate growth for children's spaces
8. Accommodate growth for adult classroom space

The group also concurred that the following items related to the worship center space should be addressed as part of a phase 1 project, in no particular order:

1. Quality/type of seating
2. Quality of the worship environment
3. Comfort
4. Restrooms
5. Audio and video system
6. Lighting
7. Safety and security
8. Narthex and other fellowship spaces